

## Alloys

T-304	T-316L	T-317	T-310	A-400
T-304L	T-321	T-317L	Alloy 20	A-600
T-316	T-347	T-309	A-200	A-800

## Ornamental / Structural / Mechanical Tubing & Pipe




ASTM A 554-778

Rounds	1/16" to 12" - .020 to .500 wall
Squares	3/8" to 12" - .035 to 1.00 wall
Rectangles	3/8" x 1" to 12" x 24" - .035 to 1.00 wall

## Full Finished - Pressure Tubing (Welded & Seamless)

ASTM A / ASME - SA 269-249-213-270-511

3/16" OD to 36" OD - .010 to 2.000 wall



## Bar & Plates Grades

T304	T321	T440C	T304L	T347	17-4PH
T316	T303	2205	T316L	T416	T317L
T309S	T409	T330	T310S	T410	T405

## Nickel & Alloys

C-201	C-601	C-825
C-400	C-625	904L
C-600	C-800	Alloy 20

## Bars

Rounds	1/8" - 16" Dia.
Flats	1/8 x 1/2 thru 2 x 4
Angles	3/4 x 3/4 x 1/8 - 4 x 4 x 1/2
Squares	1/4 - 3
Hexagons	3/16 - 3

## Structurals

- Channels • Beams • Tees • Rebar

## Full Finished Pipe (Welded & Seamless)

ASTM A / ASME - SA 312 - 358

1/8" IPS to 36" IPS -

Schedules 5-10-20-40-80-166-XX

## Processing

### Polishing (OD & ID)

From our in-house facility, all products can be polished to specification from various satin finishes to high mirror finishes

### Cutting & Deburring

Abrasive, cold saw & bandsaw from 1 cut to 100,000+

## Expanded Metals

- Regular • Flattened

## Sheets

Finishes . . . . . 2B, #3, #4, #8

## Additional Stainless Items

- Diamond Floor • Plate • Perforated Metals
- Grating • Forgings • Pipe • Tubing

## Processing Equipment

- Bar Saw Cutting • Plate Saw Cutting
- Centerless Grinding • Plasma Burning
- Shearing • Laser Cutting

## Full Machining Services In-House Polishing



# Your Tubing, Pipe & Fittings Supplier

**PIPE – STAINLESS, ALUMINUM AND NICKEL**

**609-860-5666 • stainlessubular.com**

PIPE SIZE	O.D. IN INCHES	PIPE SCHEDULES																		
		5s	5	10s	10	20	+	30	40s & E.H.	40	⊕	60	80s & E.H.	80	100	120	140	160	DBL. E.H.	
1/8	.405		.035 .1383	.049 .1863	.049 .1863				.068 .2447	.068 .0850			.095 .3145	.095 .1090	BLACK WALL THICKNESS IN INCHES					
1/4	.540		.049 .2570	.065 .3297	.065 .3297				.088 .4248	.088 .1470			.119 .5351	.119 .1850	RED STEEL WEIGHT PER FOOT IN POUNDS					
3/8	.675		.049 .3276	.065 .4235	.065 .4235				.091 .5676	.091 .1960			.126 .7388	.126 .2560	BLUE ALUMINUM WEIGHT PER FOOT IN POUNDS					
1/2	.840	.065 .5383	.065 .5383	.083 .6710	.083 .6710				.109 .8510	.109 .8510			.147 .1088	.147 .1088					.187 1.304	.294 1.714
3/4	1.050	.065 .6838	.065 .6838	.083 .8572	.083 .8572				.113 1.131	.113 1.131			.154 1.474	.154 1.474					.218 1.337	.308 2.441
1	1.315	.065 .8678	.065 .8678	.109 1.404	.109 1.404				.133 1.679	.133 1.679			.179 2.172	.179 2.172					.250 2.844	.358 3.659
1 1/4	1.660	.065 1.107	.065 1.107	.109 1.806	.109 1.806				.140 2.273	.140 2.273			.191 2.997	.191 2.997					.250 3.765	.382 5.214
1 1/2	1.900	.065 1.274	.065 1.274	.109 2.085	.109 2.085				.145 2.718	.145 2.718			.200 3.631	.200 3.631					.281 4.859	.408 6.400
2	2.375	.065 1.604	.065 1.604	.109 2.638	.109 2.638				.154 3.653	.154 3.653			.218 5.022	.218 5.022					.344 4.822	.436 9.029
2 1/2	2.875	.083 2.475	.083 2.475	.120 3.531	.120 3.531				.203 5.793	.203 5.793			.276 7.661	.276 7.661					.375 10.01	.552 13.70
3	3.500	.083 3.029	.083 3.029	.120 4.332	.120 4.332				.216 7.576	.216 7.576			.300 10.25	.300 10.25					.438 14.32	.600 18.50
3 1/2	4.000	.083 3.472	.083 3.472	.120 4.937	.120 4.937				.226 9.109	.226 9.109			.318 12.51	.318 12.51					.636 22.85	
4	4.500	.083 3.915	.083 3.915	.120 5.613	.120 5.613				.237 10.79	.237 10.79			.337 14.98	.337 14.98			.438 19.00	.531 22.51	.674 27.54	
4 1/2	5.000								.247 12.54				.355 17.61							
5	5.563	.109 6.349	.109 6.349	.134 7.770	.134 7.770				.258 14.62	.258 14.62			.375 20.78	.375 20.78			.500 27.04	.625 32.96	.750 38.55	
6	6.625	.109 7.585	.109 7.585	.134 9.289	.134 9.289				.280 18.97	.280 18.97			.432 28.57	.432 28.57			.562 36.39	.719 43.35	.864 53.16	
7	7.625								.301 23.54				.500 38.04						.875 63.08	
8	8.625	.109 9.914	.109 9.914	.148 13.40	.148 13.40	.250 22.36	.175 5.463	.277 8.543	.322 28.55	.322 28.55		.406 35.64	.500 43.39	.500 43.39	.594 50.95	.719 60.71	.812 67.76	.906 74.79	.875 72.42	
9	9.625								.342 33.91				.500 48.73							
10	10.75	.134 15.19	.134 15.19	.165 18.65	.165 18.65	.250 28.04	.279 10.79	.307 34.24	.365 40.48	.365 40.48		.500 54.74	.500 54.74	.594 64.43	.719 77.03	.844 82.29	1.000 104.1	1.125 115.6	1.000 104.1	
11	11.75								.375 45.56				.500 60.08							
12	12.75	.156 21.07	.165 22.18	.180 24.16	.180 24.16	.250 33.38	.375 17.14	.330 43.77	.375 49.56	.375 49.56	.500 22.63	.562 73.15	.500 65.42	.688 88.63	.844 107.3	1.000 125.5	1.125 136.7	1.312 160.3	1.000 125.5	
14	14.00	.156 23.07		.188 27.73	.250 36.71	.312 45.61		.375 54.57	.375 54.57	.438 63.44		.594 85.05	.500 72.09	.750 106.1	.938 130.9	1.094 150.8	1.250 170.2	1.406 189.1		
16	16.00	.165 27.90		.188 31.75	.250 42.05	.312 52.27		.375 62.58	.375 62.58	.500 82.77		.656 107.5	.500 82.77	.844 136.6	1.031 164.8	1.219 192.4	1.438 223.6	1.594 254.3		
18	18.00	.165 31.43		.188 35.76	.250 47.39	.312 58.94		.438 82.15	.375 70.59	.562 104.7		.750 138.2	.500 93.45	.938 170.9	1.156 208.0	1.375 244.1	1.562 274.2	1.781 308.5		
20	20.00	.188 39.78		.218 46.05	.250 52.73	.375 78.60		.500 104.1	.375 78.60	.594 123.1		.812 166.4	.500 104.1	1.031 208.9	1.281 256.1	1.500 296.4	1.750 341.1	1.969 379.2		
24	24.00	.218 55.37		.250 63.41	.250 63.41	.375 96.42		.562 140.7	.375 94.62	.688 171.3		.969 238.4	.500 125.5	1.219 296.6	1.531 367.4	1.812 429.4	2.062 483.1	2.344 542.1		
26	26.00			.312 85.60	.500 136.17			.375 102.63					.500 136.17							
28	28.00			.312 92.26	.500 146.85			.625 182.73	.375 110.64											
30	30.00	.250 79.43		.312 98.93	.312 98.93	.500 157.53		.625 196.08	.375 118.65				.500 157.53							
32	32.00			.312 105.59	.500 168.21			.625 209.43	.375 126.66	.688 230.08			.500 168.21							
34	34.00			.312 112.25	.500 178.89			.625 222.78	.375 134.67	.688 244.77										
36	36.00			.312 118.92				.625 236.13	.375 142.68	.750 282.35			.500 189.57							

For nickel and alloy produced to these pipe sizes apply these factors to the red numbers:  
 Nickel 200 1.1343    Incoloy\* 800 1.0247    Inconel\* 600 1.0742  
 Nickel 201 1.1378    Monel\* 400 1.1272    Incoloy\* 1.0389

For aluminum TUBING alloys produced to the blue numbers listed pipe sizes — apply these factors:  
 1100 Wt. as shown    2014 Wt. times 1.03    5086 Wt. times .98  
 6061 Wt. as shown    2024 Wt. times 1.02    7075 Wt. times 1.03  
 6063 Wt. as shown    3003 Wt. times 1.01

\*Registered Trade Mark of Special Metals Corp.

COLUMNS + and ⊕ ARE WALL THICKNESS PRODUCED TO PIPE TOLERANCES